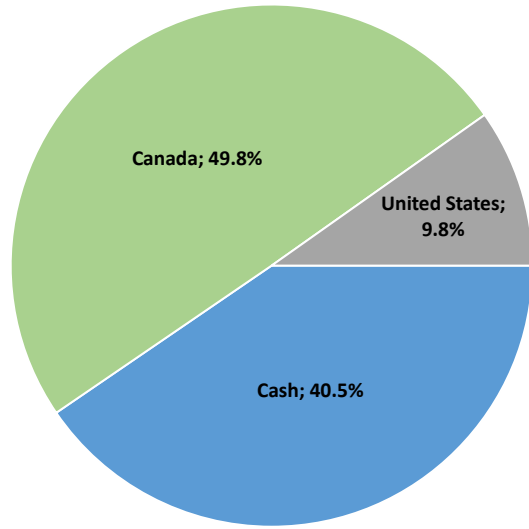
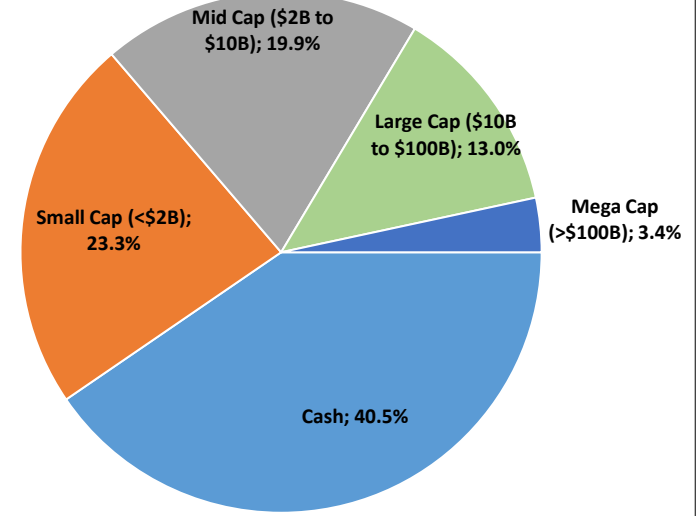


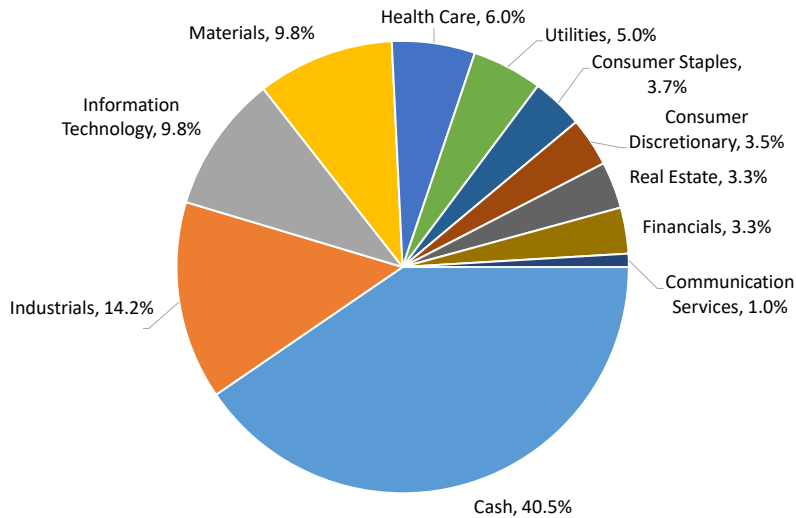
COUNTRY OF STOCK LISTING



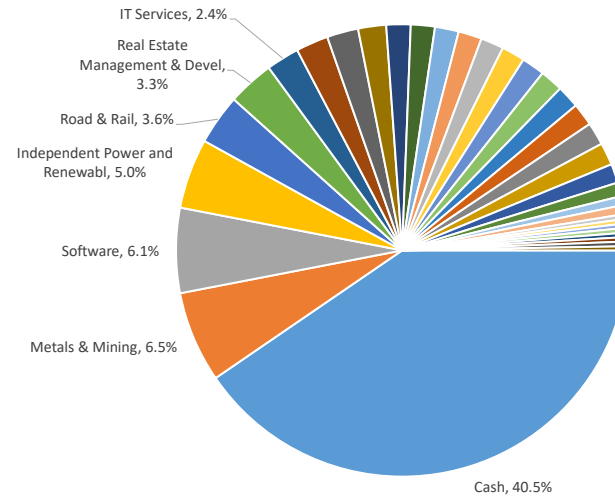
MARKET CAP BUCKETS (CA\$)



SECTOR EXPOSURES



INDUSTRY EXPOSURES



* Holdings and data as of date = Sep 25 2020

** All data is captured just prior to publication, as of market close on the as of date shown above. Data is sourced and derived from Bloomberg, S&P Clarifi and SciVest Capital Management Inc. "Market Cap" is the current market capitalization of equity. The "SciVest Overall Price Mo Score Rank" is the rank of each stock using SciVest Capital Management Inc.'s proprietary SciVest Price Momentum Score within either the Canadian or US stock selection universe (lower rank is better). The SciVest Price Momentum Score captures the magnitude and the quality of a stock's price momentum relative to all other stocks within each country's stock selection universe (i.e., relative strength). The SciVest Price Momentum Score is comprised of the six (6) sub-factors listed after the SciVest Overall Price Mo Score Rank in the table above. "Portfolio Weighted Average" is the weighted average of each data item where each data point within the average is weighted by the percentage held of each portfolio holding (not including cash).